



MAKING LIFE EASIER





PLANTS WE EAT

Name of Plant	Which Part You Eat	How to Prepare the Plant

Key Ideas

Some plants are useful for making tools.
Some plants make good baskets.

Some plants can be used to make shelters.

By developing natural materials that plants provide life can be made easier.

Work Requirements

Students will:


- list the plants that can help make everyday life easier
- make something from a plant that will make your life easier
- record the process involved in making the item
- explain orally the process involved.

Teacher Preparation

Organise a community member to come in and work with the students.

Materials

When students have decided what they are going to make tools may be needed and also materials to make their items.



This will depend
on what students
decide to make.

Student Tasks

FOCUS

Class: How can plants make your life easier?

Read Information Sheet 1, *Pandanus*.

List the ways, e.g. digging sticks from wood, woven baskets, spears, wood for making a fire, coolamon and piti.

INVESTIGATE

Individual: Choose something that you would like to make out of a plant.

Ask an Aboriginal community member what you will need to make it.

Find the plants that you need.

Make the item with the help of a community member.

PROCESS DATA

Individual: Write down the process that you followed to make this item.

Class: Share the information through oral presentation and display of written text. (*Oral explanation can be taped - audio or video - to explain to other students living outside the community*).

EVALUATE

Class: Look at the items made.

List the things you can use them for.

Could you use something else to do the same jobs?

Would it be as good?

Think about the plants you used.

What properties do the plants have that make them good to use?

Could you use different plants?

Vocabulary

wood, bark, tools, basket, instruments, shape, strength, flexibility

Language structures and features

Giving reasons

We look for _____ so that _____
because _____

Use of present tense in explanation

Genres

Brief oral explanation

Written explanation

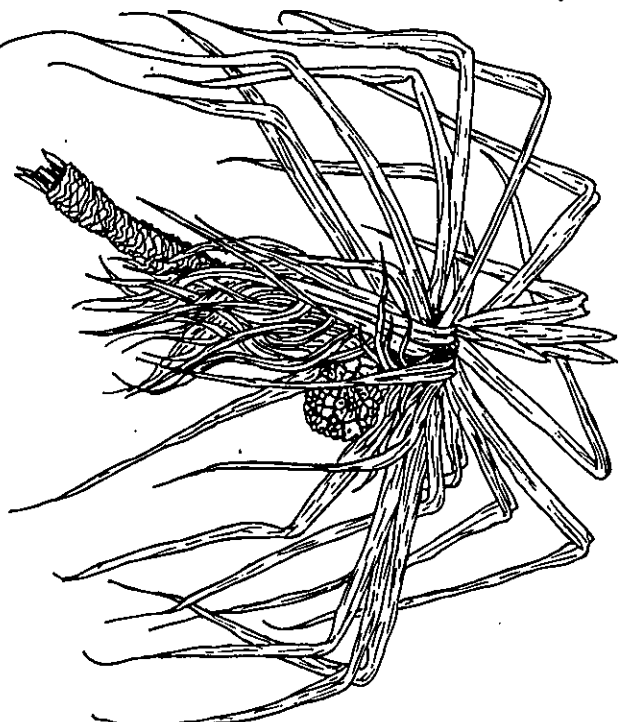
Some Aboriginal technology (e.g. dilly bags, baskets, weavings) are made by members of one gender only (males or females). Check first before asking the students to make something out of plant material.

Information Sheet 1

Pandanus Palm (*Pandanus spiralis*)

What it Looks Like

It is a tree that can be up to 10 metres high. It has a forking trunk with grey to brown bark that has rings. The leaves are narrow and sword-like and are arranged in a spiral. The flowers are small, white and sweetly scented. The fruit is rounded in clusters and is orange to red when ripe. There are 5 – 7 seeds in each section of the fruit.



What it is Used For

The white base of the leaf is used for dye. The leaves are used for making baskets. The nuts from the fruit are eaten. Medicines can be made for sores on the skin, sore eyes and sore throats.

Where You Can Find it

The Pandanus is found in open forests and woodlands, near fresh water streams and in swampy areas.